

FEMALE MIGRATION IN MEGA CITIES OF INDIA AND THEIR URBANISATION

ABSTRACTS: -

This paper present female migration is one of the important factors that contribute to the increasing female population of the six mega cities. The continuous inflow of female toward six mega cities. Female migration is major issue, which has not been discussed and emphasized. We can see the change in the flow of the female migration toward the six mega cities in India. An effort has been made to understand the trend and level of six mega cities (Delhi, Mumbai, Kolkata, Chennai, Hyderabad, Bangalore) those having a population more than five million as per the census of India 2001. An attempt is also made to study the reasons for migration to these six mega cities by rural-urban residence of migrants. The migration data has been analyzed using the data for the place of last residence for 1991 and 2001 provided by census of India, by using the methodology of simple percentage, rates and ratios. The female migration is increasing as a reason of marriage and education in the six mega cities. Simple cross tabulation of the reason for migration with the duration of migration reveals the importance of work/employment and marriage as a dominating factor. Traditional sending states shows the declining trend over the period and it shows increasing trend of economically backward states to these three cities.

Key words: Migration, Female Migration, Census and Development

INTRODUCTION: -

Migration takes place from one area to another in search of improved livelihoods in terms of employment, education and other facilities. Migration is an intrinsic part of development and so are the changes that development brings about in the role and status of women. Earlier the focus on migration research was on males. But recently the focus has shifted more to females which is known as feminization of migration (UN, 1993).

In many countries, women's education still lags behind that of men. Few women are entrepreneurs, investors, lawyers, journalists, physicians, scientists, academicians, or politicians. Although the situation is changing, women still lack a voice in decision making, especially in the most important areas of economic, civil or political life. The country is in a transitional phase of the development especially since the economic liberalization started in 1991. The rapid pace of development in social, economic and other spheres is bound to influence the mobility and migration of population in general and females in particular. The migration data of 2001 census gives an opportunity to throw more light on the internal migration of females in India. Female migration is for economic reasons like employment, education etc.

Migration refers to the movement of persons from the place of origin to another destination with a permanent change in residence for a number of reasons like social, cultural, economic and non-economic factors. It plays the important role in population growth, improving economic and the social condition of the people. Needless to emphasize the situation of women with regards to choice of female migration as voluntary decision to migrate due to the socio-cultural and patriarchal factor that foreclose such independence. The marginalization of women's concerns in the context of migration is related to the overall socio-economic status of women, the non-recognition and undervaluation of their work. Large magnitude of females' migration linked to marriage and associational reasons have curtailed any economic significance being attached to the gender dimensions of labour migration. It was only by the mid 1980's that the female migration received some attention and their contribution to labour, largely in the unorganized sector came into focus. Generally, people move out of their usual place of residence to big cities in search of employment and better economic opportunity.

In 1951, there were only four metropolitan cities, but this number has increased to 35 in 2001, a seven fold increase in fifty years. In addition Delhi, Mumbai, Kolkata, Chennai, Hyderabad and Bangalore continue to be the leading metros of India with population more than 5 million. These six big urban areas are also known as mega cities of India.

REVIEW OF LITERATURE: -

Mobility and migration are a part of development process resorted by people to improve their socio-economic condition. Migration plays an important role in changing the demographic composition of any country, state, and districts population. It is as important as fertility and mortality. Man can control the fertility and mortality, but in the case of migration, it is difficult to control. We can not achieve development by stopping or controlling the process of migration. The female migration is some what neglected from the focuses. A significant share of female migration is associated with marriage due to the prevailing cultural system followed in the country. Migration can help raise women from the lower to lower-middle class socio-economic ranks. Many women tend to remit more of their earnings than man and also exercise control of their household income by ensuring the remittances are spent on food and clothes for the family back home (IMO, 2004).

Ravenstein's laws of migration (1985) states that women are more mobile than men over shorter than over long distance. Therefore the population of women among migrants moving over shorter distance is likely to be higher than that among migrants moving over long distance. Women are likely to be better represented among intra-district than among inter-district migrants and inter-state migrants. Premi (1980) finds a higher percentage of women migrating from rural to rural destination compared to rural to urban destination. The comparison of female migrants in rural to urban stream seems to be associated with the distance involved in migration and the size of city. In Latin American countries, there is a preponderance of female migration from rural to urban

areas. This is mainly because women are marginalized in agricultural sector. There is non-existence of paid work opportunities at rural origin and family tradition encourage daughters to depart. The main motive of this type of female migration is to seek and enter the labour market, work as domestic servant and seek other manual job. But they failed to pinpoint the rural stress (Orlansky and Dubrovsky, 1978; pp: 8-15). “Karlekar (1979) found that the continuation of female employment in traditional occupation (scavenging and sweeping) amongst Balmiki in Delhi constituted a strategy to assume a regular income however meagre, while men looked after for avenues of occupational mobility”. There is an urgent need for better information on internal migration in general and on female migration in particular. At the same time, migration will continue to change the face of planet and female migrants will continue to play an important part in those changes (UN, 1991).

Since women are ready to work for any wage, they are in great demand, contributing to feminization of labour migration. No doubt these labour market changes have had impact on rural-urban migration. Many middle and upper middle class women migrate to cities for improving their educational credentials and also to get suitable employment apparently in a quest for social advancement and also to enhance their status in the marriage market. Among the semi-literate, young girls migrating to towns/cities to work in export processing units, garment industry, electronic assembling and food processing units is continuously on the increase in the recent year. To augment family income, families which have some land holding in the rural area, send the daughters to work mostly as domestic servants where they are safe in the custody of a mistress. First the elder daughter is sent out and she is replaced by the second, third and so on, as one by one get married. The wife instead of staying back in the village prefers to join her husband in the hope of getting some employment in the destination area. Family migration among agricultural wage labourers who have no land or other assets to fall back at times of crisis is becoming increasingly common. Moreover in the poorest groups male dominance is generally tempered by women’s contribution and marriage works in a more inter-dependency mode (Shanthi, 2006).

At early age, girls become economically independent living on their own in the cities and sending remittances home. (Thadani and Todaro, 1984). “.... Rapid economic change may create a situation where traditional roles for women no longer fit their current life. The necessity or desire for young women to leave home to work elsewhere means that they may spend their adolescent years living far from their families. While young men had always been permitted and even encouraged to have a social life outside the family, girls were socialized to remain close to home and to fulfil many family obligations. When these obligations shift to providing economic support to rural parents who desperately need outside income or to provide educational funds for younger siblings, young women may migrate alone to work without the protection and support of their parents”. (Barbara, 2003). A case study on migrants to Delhi sponsored by UNESCO indicates that a majority of the autonomous female migrants to Delhi were never married young women of less than 25 years of age. Although employment or education was the main reason, “marriage” was cited as the underlying factor for migration (NIUA 1992).

On closer inspection, many of these movements were marriage-related or to accompany spouses (Memon, 2005). Migration increasingly offers women education and career opportunity that may not be available, or be denied them at home, as well as alternatives to marriage, the traditional role of home career and some of the more negative cultural practices regarding women. These opportunities include domestics work in other household (Momsen, 1999). Female migration cannot be understood without relating to the dynamics of gender relations in the family and labor market. Women are neglected due to their secondary migrant status, which basically emanates from the assumption of the subsidiary income earning position of women. The traditional image of women as tied to home and family is not true for the working masses, which form a majority of the population. Women labour migration is increasingly a means through which asymmetrical, intersecting relations pertaining to gender, caste and class are structured and negotiated. This is particularly important in the context of major economic changes, which have implication for the mobility and structural position of women. The intensity of female labour migration has generally been accepted to increase over the past few decades, especially with the changes in the economic structure (Neetha, 2004).

In the post-independent India, women who have been earning salaried remunerative occupation and professions are increasing substantially. Women are working in almost all types of jobs such as technical, professional and non-professional in both private and public sectors, residing in rural and urban areas with or without their kith and kin. So, the traditional role of housewife has gradually changed into working and housewife (Anand, 2003). Despite the growing participation of women in extra domestic work throughout the economy, the study of the relationship between conditions in the work place, living conditions and their health has not been broadly developed with respect to the women worker (Devi, 2003). Majority of the migrants are illiterate and unskilled. These illiterate and unskilled rural migrants are absorbed in very low quality urban informal sectors of metropolises. These migrants are attracted to largest metropolises, where there is large amount of investment/growth efforts. In-migration of landless agricultural laborers are occurring from very backward states to relatively prosperous states of India, where more agricultural and industrial investments have recently gone in. In-migration rate is high in those districts where general literacy is high and investment to agriculture is more (Mukherji, 2001).

Pattern and causes of women migration are changing in India. An increasing proportion of women is moving towards urban areas, particularly to big cities for reasons other than marriage. The femininity ratio of urban population is continuously improving in India. The femininity ratio of migrant population is found to be higher than femininity ratio of non-migrant population. A very high incidence of marginalization and invisibility of labour and employment among migrant women is found than in migrant male. Distribution of workers among employment related women migrants by occupational divisions showed that majority of women workers were found to concentrate in the bottom and top of the occupational hierarchy. Majority of the illiterate and semi-literate migrant women were clustering in occupational categories of transport, production and related works and service works. The women with educational level above matriculate

were heavily concentrating in professional, technical and related works and clerical categories. Cities with a higher proportion of rural women migrant workers have a heavy concentration of women migrant workers in low grade, low paid, informal sector jobs whereas cities with urban women migrants have an overwhelming proportion of migrant women workers in professional, technical and related workers categories (Gupta, 1993).

The current state of knowledge concerning internal migration in developing countries, they provide a policy-oriented survey of the research carried out on internal migration in developing countries over the past five decades. Some of the questions around which they summarize the findings relate to how internal migrants behave at different stages of the migration process, how do migrants prepare for migration, how do they migrate, what are the difficulties they face on arriving in urban areas and what links do they maintain with rural areas (Lall, Selod and Shalizi, 2006).

Probably the three most significant recent changes in the pattern of internal population movement in recent years are the *feminisation* of migration, the emergence of more *accumulative* kinds of migration which can contribute to the reduction of poverty, the increase in temporary migration, especially *commuting*. Evidence suggests that internal migration can play an important role in *poverty reduction* and economic development; internal migration should therefore not be controlled or actively discouraged (Deshingkar and Grimm, 2004). The migrant women's occupational status is low compared to natives. Also, urban life brings with it a variety of unfavourable conditions such as problems of housing, urban congestion, and the high cost of living (Clausen, 2002).

In the post independent India, women who have been entering salaried remunerative occupations and professions, are increasing substantially. Women are working in almost all type of jobs such as technical, professional, and non-professional in both private and public sectors, residing in rural and urban areas with or without their kith and kin. So, the traditional role of housewife has gradually changed into working women and house wife (Reddy, 1986; Anand, 2003). Women often migrate in response to needs generated by changes in lifecycle phases and therefore the motivations behind migration are not generally the same on every phase. The spread of education, training and technology, increased cost of living, changed norms of measuring one's status in terms of income and the changes in men's attitude induce more and more women to come out and accept jobs outside their homes (Singhal, 1995; Philip, 2002). Six mega cities of India have attracted female migrants from all over the country. Many studies have been done on the patterns to internal migration in India. Most of them focused on the male migration.

Traditionally it is believed that females in India migrate to short distance and mostly due to the reason for marriage purpose. The urbanizations, privatization, globalization of Indian economy may affect the migration of the population in general and female in particular. It is assumed that with these changes in the economy and society, there might be more female migration. It would bring changes in the level and patterns of female migration in India. The available literature on recent trends of female migration is also scanty since the focus is mostly on male migration. Hence, there is need

to study the female migration especially to the mega cities in India. In this paper we will study the patterns and levels of female migration and the reasons of female migration in mega cities of India. And find out the possible linkage between female migration and development in India.

DATA AND METHOD: -

Census of India is the main sources of information on migration. The present study is based on secondary data collected by Census. Migration data of 1991 and 2001 are used for this study. The study is limited to six mega cities which existed during the 2001 census. Here the migrants are classified on the basis of place of last residence. Simple percentage, rates and ratios are used for the analysis. Charts and maps have been used to explain the flow of migration streams.

The following development indicators have been used to find possible linkage between female migration and development.

1. **Female Literacy** = (Female Literacy/ (Total Female – Female 0-6 year age)) * 100
2. **Percent Urbanization** = (Total Urban Population / Total Population) * 100
3. **Female Agricultural Activity** = ((Main Cultivator Female
+ Main Agricultural Female
+ Marginal Cultivator Female
+ Marginal Agricultural Female) /
(Total Female Work Population))* 100

LIMITATION: -

The 2001 census data on migration is not yet completely published. Hence, it was not possible to give complete information of female migrants. Also, any statistical linkage between development indicators and female migration could not be established due to certain limitations.

RESULTS AND DISCUSSION: -

Mumbai shows high percent of male migrants during 1991 and 2001 (Table 1). The percent of female migrants for Mumbai urban agglomeration is 43.77 percent in year 1991 but it decreased to 42.07 percent in 2001. The volume of male and female migrants has increased in all the six mega cities during 1991 and 2001. Mumbai has experienced more increase in male migration than Delhi. In Mumbai, it has increased to 58 percent in 2001. The percentage of female migration has declined during the same period. On the whole, the volume of male and female migration has increased over the two census periods. Percentage of male migrants is high in Mumbai (56.23 percent in 1991 and 57.93 in 2001 percent). Percentage of female migrants is high in Hyderabad (49.08 percent in 1991) and in Chennai (48.61 percent). Volume of male and female migrants is highest for Mumbai urban agglomeration in comparison to other mega cities.

Table 1
Volume of female migration

Cities/UA	CENSUS 1991					CENSUS 2001				
	Total	Male	% of Male	Female	% Female	Total	Male	% Male	Female	% Female
Delhi	3290708	1801830	54.76	1488878	45.24	5,550,323	3,111,671	56.06	2,438,652	43.94
Mumbai	4436167	2494516	56.23	1941651	43.77	7,141,583	4,137,467	57.93	3,004,116	42.07
Kolkata	2617626	1381157	52.76	1236469	47.24	3,735,752	1,994,693	53.39	1,741,059	46.61
Chennai	1498195	769969	51.39	728226	48.61	1,608,299	855,103	53.17	753,196	46.83
Hyderabad	1123185	571895	50.92	551290	49.08	1,443,983	776,474	53.77	667,509	46.23
Bangalore	1185168	615975	51.97	569193	48.03	2,086,719	1,141,021	54.68	945,698	45.32

Sources: - Census of India 1991, 2001; D3 UA

It is found that in Delhi and Mumbai, migrants constitute about 44 percent of the total population in 2001 (Table 2). This has increased from the earlier figure of 39 percent in Delhi and 35 percent in Mumbai in 1991. The contribution of migrants to the total population has increased for all the cities except Chennai where it has declined in 2001. The proportion of female migrants to the total female population has increased in all the cities except Chennai and Hyderabad where it has declined. The above table clearly shows that migrants constitute a significant proportion of the total population in all the cities and this increase over the time.

Table 2
Percentage of migrants in total population (%)

Cities /UA	Total Migrants		Male Migrants		Female Migrants	
	Census 1991	Census 2001	Census 1991	Census 2001	Census 1991	Census 2001
Delhi	39.09	43.39	39.16	44.31	39.00	42.27
Mumbai	35.22	43.63	36.20	46.08	34.03	40.66
Kolkata	23.75	28.27	22.93	28.21	24.73	28.34
Chennai	27.63	25.03	27.44	25.96	27.83	24.06
Hyderabad	25.85	26.09	25.40	27.20	26.34	24.11
Bangalore	21.86	36.69	28.37	38.24	29.05	34.99

Sources: - Census of India 1991, 2001; D3 UA

Sex ratio of the population is an important demographic parameter. Table 3 shows the sex ratio of the total population as well as of the migrant population. Here, numbers of females per 1000 males is taken as the sex ratio of the population. Urban sex ratio which is highly skewed in favour of males has marginally improved in 2001 in comparison with 1991 except Delhi and Mumbai where it has declined further. The sex ratio among migrants is still more skewed in favour of males than the general population. This is found to be true for all the cities during 2001 Census. It implies that there is a predominance of male migration to these mega cities.

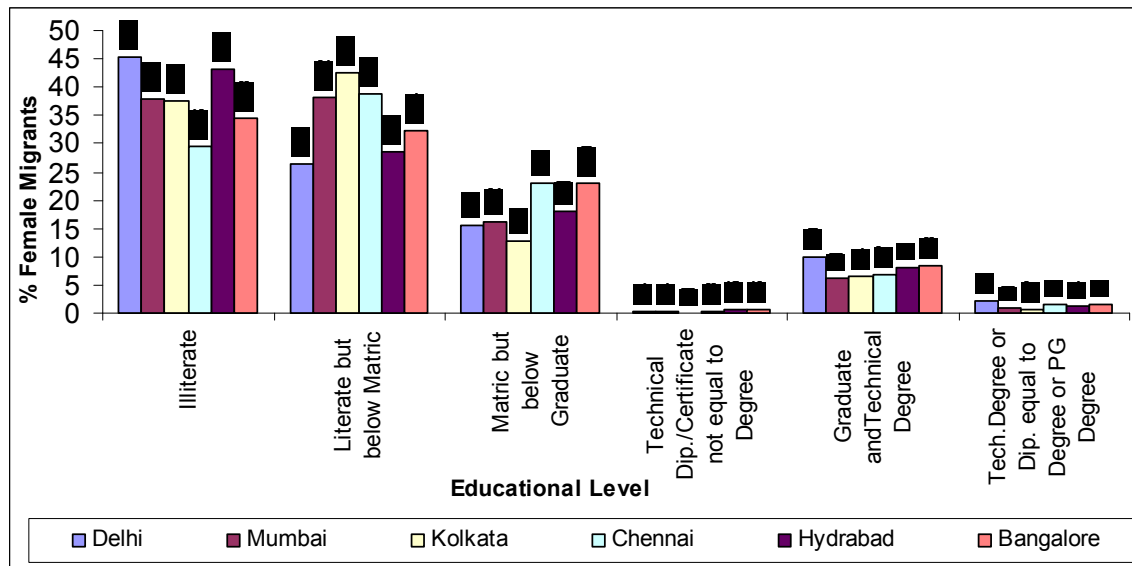
Table 3
Sex ratio of migrants

Cities/UA	Sex Ratio of Population		Sex Ratio of Migrants	
	1991	2001	1991	2001
Delhi	830	822	826	784
Mumbai	828	823	778	726
Kolkata	830	869	895	873
Chennai	933	950	946	881
Hyderabad	930	970	964	860
Bangalore	902	906	924	829

Note: - Sex Ratio No. of Female / 1000 Males,
Sources: - General population and D3 UA, Census of India 1991, 2001

The educational attainment of the female is also a factor of migration. The educational qualification is divided into six categories. It is found that the majority of the female migrants in all the six cities are illiterate. It is highest in Delhi (45.3 percent) followed by Hyderabad (43.3 percent) and it is lowest in Chennai (29.6 percent). The proportion of women who has either higher qualification (graduate and above) or professional qualification is extremely low. This implies that the majority of the migrants are either unskilled or semi-skilled. About 10.0 percent of the women migrants in Delhi are graduate and above while it is 8.0 percent for Hyderabad and Bangalore.

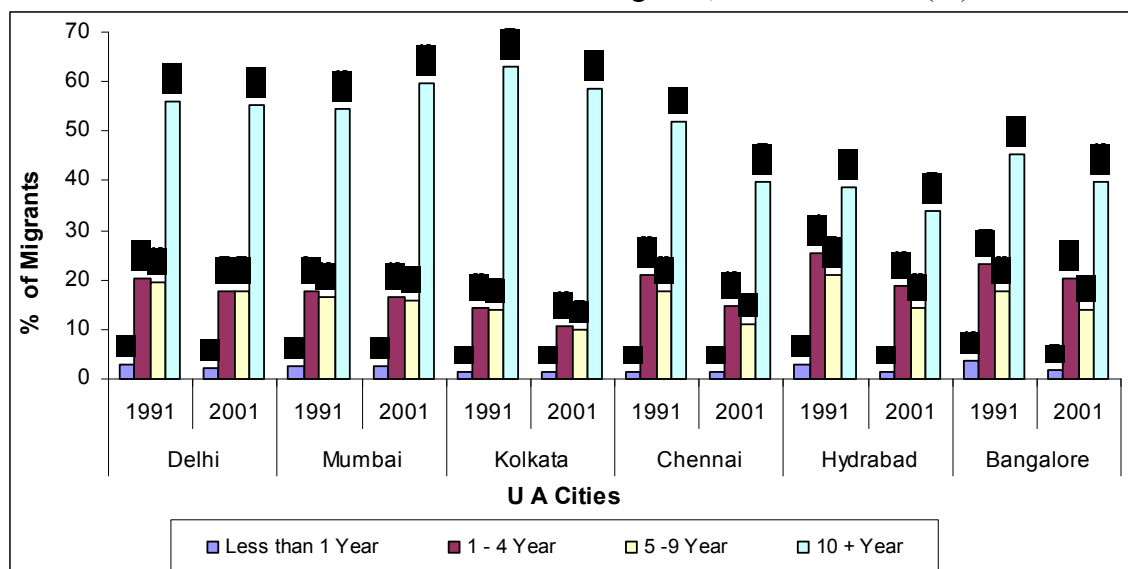
Graph 1
Educational attainments female migrants, 1991 (%)



It is found that more than half of the female migrants in Delhi (55.2 percent), Mumbai (60.0 percent) and Kolkata (59.0 percent) are staying for ten years and above in 2001. It is proportionately low for Chennai (40.0 percent), Hyderabad (34.0 percent) and Bangalore (40 percent). Recent migration of less than one year duration is between 1.0-2.0 percent in all the cities. Bangalore has the highest proportion of female migrants (20.0 percent) of duration 1-4 years followed by Hyderabad (18.6 percent) and Delhi (17.9 percent) in 2001. Similarly, the cities having the highest proportion of female migration

of duration 5-9 years is Delhi (18.0 percent) followed by Mumbai (15.7 percent) Hyderabad (14.0 percent) and Bangalore (14.0 percent).

Graph 2
Duration of residence of female migrants, 1991 and 2001 (%)



The reasons of female migration categorized into seven namely employment, business, education, marriage, family moved, natural calamities and others in the 1991 census of India. During 2001 census two reasons namely family moved and natural calamities were dropped. Instead two new reasons of moved after birth and moved with household were added during the 2001 census period. As it is well known, the most important reason of female migration in India is marriage. The data in table six also shows that 46.0 percent of the females migrate to Mumbai due to marriage followed by Kolkata (38.0 percent), Bangalore (33.5 percent), Delhi (33.0 percent), Chennai (25.2 percent) and Hyderabad (21.0 percent) in 2001. The proportion of marriage migration has declined over period in Delhi, Chennai, and Hyderabad and has increased in Mumbai and Kolkata. It has remained constant in Bangalore.

It is found that females migrating for employment are low. It is found to be highest in Bangalore (7.2 percent) followed by Hyderabad (7.0 percent), Chennai (6.0 percent), Delhi (4.2 percent), Mumbai (3.7 percent) and Kolkata (3.1 percent). The proportion of migration for employment has increased over time in Delhi, Mumbai and Bangalore while it has declined in Kolkata, Chennai and Hyderabad during the same period. As the data shows, women in India rarely migrate for the purpose of business. Less than one percent of the women in India migrate to the big cities for doing business and this declined over the period. The data further reveals that females in India also migrate for educational purpose. The highest proportion females migrating for education is found in Bangalore (1.7 percent) followed by Hyderabad (1.5 percent), Chennai (1.2 percent), Mumbai (0.8 percent), Delhi (0.7 percent) and Kolkata (0.5 percent). It is most surprising that the proportion of females migrating for higher education has declined in all the cities in 2001 in comparison with 1991. It is expected that with modernization, development

and increasing female autonomy, more females should migrate for education and business. But the data shows that the above presumption is not true in India. A significant proportion of the females are migrating along with the family as dependent migrants as the whole family moves to the cities. Females in India mostly migrate due to family reason like marriage, family moved etc. rather than economic reason like employment, education and business. Women in India have miles to go before they migrate for economic reasons found in developed countries of the world.

Table 4
Reasons for female migration (%)

Cities/UA	Census Year	Work/ Employment	Business	Education	Marriage	Family Moved	Moved After Birth	Natural Calamities/	Moved with HH	Others
Delhi	1991	2.90	0.59	0.83	49.24	39.39	-	0.10	-	6.94
	2001	4.19	0.19	0.67	33.06	-	2.12	-	47.51	12.25
Mumbai	1991	3.49	1.18	2.19	28.31	45.37	-	0.29	-	19.16
	2001	3.72	0.17	0.75	45.72	-	9.27	-	25.55	14.82
Kolkata	1991	3.73	0.49	0.93	26.60	47.22	-	0.15	-	20.88
	2001	3.12	0.38	0.52	37.59	-	2.46	-	27.84	28.09
Chennai	1991	7.07	0.99	2.00	34.10	41.59	-	0.35	-	13.91
	2001	5.94	0.60	1.22	25.20	-	4.06	-	23.26	39.71
Hyderabad	1991	8.65	0.95	1.98	38.75	33.72	-	0.34	-	15.61
	2001	6.96	0.74	1.48	20.94	-	3.61	-	29.73	36.54
Bangalore	1991	6.22	0.70	2.31	33.21	42.59	-	0.25	-	14.72
	2001	7.15	0.52	1.66	33.53	-	4.68	-	23.43	29.02

F M: Family Moved, M B: - Moved With Birth, N C: - Natural Calamities, M H H: - Moved with House Hold
Sources: - Census of India 1991, 2001; D3 UA

It is found that in 2001, the highest percentage of female migrants in these six cities came from Uttar Pradesh (32.0 percent) followed by Bihar (10.0 percent), Gujarat (7.0 percent), Tamil Nadu (6.0 percent), Rajasthan (5.8 percent) and Haryana (5.8 percent). Other states having significant proportion of female out-migration are Andhra Pradesh (4.3 percent), Karnataka (5.1 percent), Kerala (4.5 percent), Punjab (3.2 percent), Uttaranchal (2.9 percent) and West Bengal (2.8 percent). Almost similar trend of female out-migration is observed from all these above states during 1991.

Table 5
Female migration from other states of India to six mega cities (%)

State Name	Migrant from other States, Census 1991	Migrant from other States, Census 2001	State Name	Migrant from other States, Census 1991	Migrant from other States, Census 2001
A & N Islands	0.04	0.05	Lakshadweep	0.01	0.01
Andhra Pradesh	4.75	4.29	Madhya Pradesh	2.16	1.91
Arunachal Pradesh	0.04	0.03	Maharashtra	2.14	1.73
Assam	0.58	0.69	Manipur	0.05	0.07
Bihar	8.06	9.65	Meghalaya	0.07	0.10
Chandigarh	0.23	0.21	Mizoram	0.04	0.02
Chhattisgarh	N/A	0.35	Nagaland	0.02	0.16
Dadra & Nagar Haveli	0.02	0.01	Orissa	0.92	1.27
Daman & Diu	0.02	0.02	Pondichery	0.33	0.23
Delhi	0.84	0.82	Punjab	4.61	3.20
Goa	0.76	0.53	Rajasthan	6.00	5.82

Gujarat	8.40	7.08	Sikkim	0.06	0.03
Haryana	6.50	5.80	Tamil Nadu	7.01	6.11
Himachal Pradesh	0.86	0.78	Tripura	0.13	0.11
Jammu and Kashmir	0.52	0.49	Uttar Pradesh	31.62	31.56
Jharkhand	N/A	1.63	Uttaranchal	N/A	2.87
Karnataka	5.82	5.08	West Bengal	2.16	2.78
Kerala	5.22	4.52			

Sources: - Census of India, 1991, 2001; D3 UA

Flow of female migration from other states of India:-

Graph 1 to 6 shows the flow of female migration from different states to each of the six mega cities during 2001. In 2001, the majority of the female migrants in Delhi came from Uttar Pradesh (9.3 lakh) followed by Haryana (2.6 lakh), Bihar (2.1 lakh), Uttaranchal (1.3 lakh), Punjab (1.2 lakh) and Rajasthan (1.2 lakh). In case of Mumbai, the majority of the female migrants came from Uttar Pradesh (4.9 lakh) followed by Gujarat (3.1 lakh), Karnataka (1.9 lakh) and Rajasthan (1.1 lakh). Kolkata records the highest number of female migrants from Bihar (1.9 lakh) followed by Uttar Pradesh (72,000). Chennai has received the highest number of female migrants from Kerala, followed by Andhra Pradesh and Karnataka. The states having significant proportion of female migrants in Hyderabad are Karnataka, Maharashtra and Tamil Nadu. Bangalore records the highest number of female migrants from Tamil Nadu, Andhra Pradesh and Kerala.

Linkage between female migration and development: -

The four development indicators are female literacy (%), urbanization (%) and female engaged in agricultural activity (%). States like Uttar Pradesh and Bihar which have lower female literacy, low urbanization; higher proportion of females engaged in agricultural activity and higher proportion of non SC/ST population are also experiencing higher volume of female out-migration to big cities. Here, under development is the cause of female out-migration from these states. It is also found that some of the states like Tamil Nadu, Kerala, Karnataka, Punjab, Maharashtra etc. which have higher female literacy, more people living in urban areas and less female engaged in agricultural activity are also experiencing higher volume of out-migration. Here, development at the origin place may be responsible to induce people to migrate. It is clear from the above discussion that both under-development and development at the origin causes females to migrate to mega cities.

Table 6
Development indicators and female migration in India, 2001

State Name	Female Literacy (%)	Urbanization (%)	Female Agricultural Activity (%)	Total Female Migrants from each State to six mega cities
ANDAMAN & NICOBAR ISLANDS	75.24	32.63	28.24	0.05
ANDHRA PRADESH	50.43	27.30	75.85	4.29
ARUNACHAL PRADESH	43.53	20.75	80.02	0.03
ASSAM	54.61	12.90	57.27	0.69
BIHAR	33.12	10.46	85.75	9.65

CHANDIGARH	76.47	89.77	0.99	0.21
CHHATTISGARH	51.85	20.09	88.56	0.35
DADRA & NAGAR HAVELI	40.23	22.89	80.14	0.01
DAMAN & DIU	65.61	36.25	24.56	0.02
DELHI	74.71	93.18	2.59	0.82
GOA	75.37	49.76	30.16	0.53
GUJARAT	57.80	37.36	67.10	7.08
HARYANA	55.73	28.92	64.77	5.80
HIMACHAL PRADESH	67.42	9.80	88.76	0.78
JAMMU & KASHMIR	43.00	24.81	59.88	0.49
JHARKHAND	38.87	22.24	82.63	1.63
KARNATAKA	56.87	33.99	68.16	5.08
KERALA	87.72	25.96	26.39	4.52
LAKSHADWEEP	80.47	44.46	0.00	0.01
MADHYA PRADESH	50.29	26.46	83.73	1.91
MAHARASHTRA	67.03	42.43	76.98	1.73
MANIPUR	60.53	26.58	54.81	0.07
MEGHALAYA	59.61	19.58	72.90	0.10
MIZORAM	86.75	49.63	68.50	0.02
NAGALAND	61.46	17.23	81.61	0.16
ORISSA	50.51	14.99	74.02	1.27
PONDICHERY	73.90	66.57	37.38	0.23
PUNJAB	63.36	33.92	31.74	3.20
RAJASTHAN	43.85	23.39	83.19	5.82
SIKKIM	60.40	11.07	71.29	0.03
TAMIL NADU	64.43	44.04	63.76	6.11
TRIPURA	64.91	17.06	62.71	0.11
UTTAR PRADESH	42.22	20.78	75.70	31.56
UTTARANCHAL	59.63	25.67	83.92	2.87
WEST BENGAL	59.61	27.97	46.26	2.78
Total				4770990

Sources: - Census of India, 2001; PCA, ; D3 UA

SUMMARY OF MAJOR FINDING: -

1. The volume of male and female migration has increased in all the six mega cities during 1991 and 2001. The percent of female migrants for Mumbai urban agglomeration is 43.77 percent in year 1991 but it decreased to 42.07 percent in 2001. Volume of male and female migrants is highest for Mumbai urban agglomeration in comparison to other mega cities.
2. The proportion of female migrants to the total female population has increased in all the cities except Chennai and Hyderabad where it has declined.
3. The sex ratio among migrants is still more skewed in favour of males than the general population. Sex ratio of population has increased in six mega cities except Delhi and Mumbai and sex ratio of migrant population is declining in six mega cities except Bangalore during 1991 and 2001.
4. The majority of the female migrants in all the six cities are illiterate. Illiterate female migrants is high (45.27 percent) in Delhi urban agglomeration in comparison to Hyderabad urban agglomeration (43.31 percent) in 1991. Kolkata urban agglomeration

shows highest (42.54 percent) educational level (below matric) among female migrants in 1991.

5. Bangalore has the highest proportion of female migrants (20.0 percent) of duration 1-4 years. Female migration is increasing (54.64 percent to 59.57 percent) for duration of 10 year and above in Mumbai urban agglomeration in 1991 and 2001.
6. The proportion of migration for employment has increased over time in Delhi, Mumbai and Bangalore while it has declined in Kolkata, Chennai and Hyderabad during 1991 and 2001. The proportion of marriage migration has declined over period in Delhi, Chennai, and Hyderabad and has increased in Mumbai and Kolkata. It has remained constant in Bangalore.
7. The highest percentage of female migrants in Delhi came from Uttar Pradesh (32.0 percent) in 2001. The female out-migration is high from Uttar Pradesh to Delhi and Mumbai urban agglomeration of during 1991 and 2001.
8. In 2001, the majority of the female migrants in Delhi came form Uttar Pradesh (9.3 lakh). In case of Mumbai, the majority of the female migrants came from Uttar Pradesh (4.9 lakh).
9. Uttar Pradesh and Bihar which have lower female literacy, low urbanization, higher proportion of females engaged in agricultural activity and higher proportion of non SC/ST population are experiencing higher volume of female out-migration to big cities (31.56 percent and 9.65 percent respectively).

CONCLUSION: -

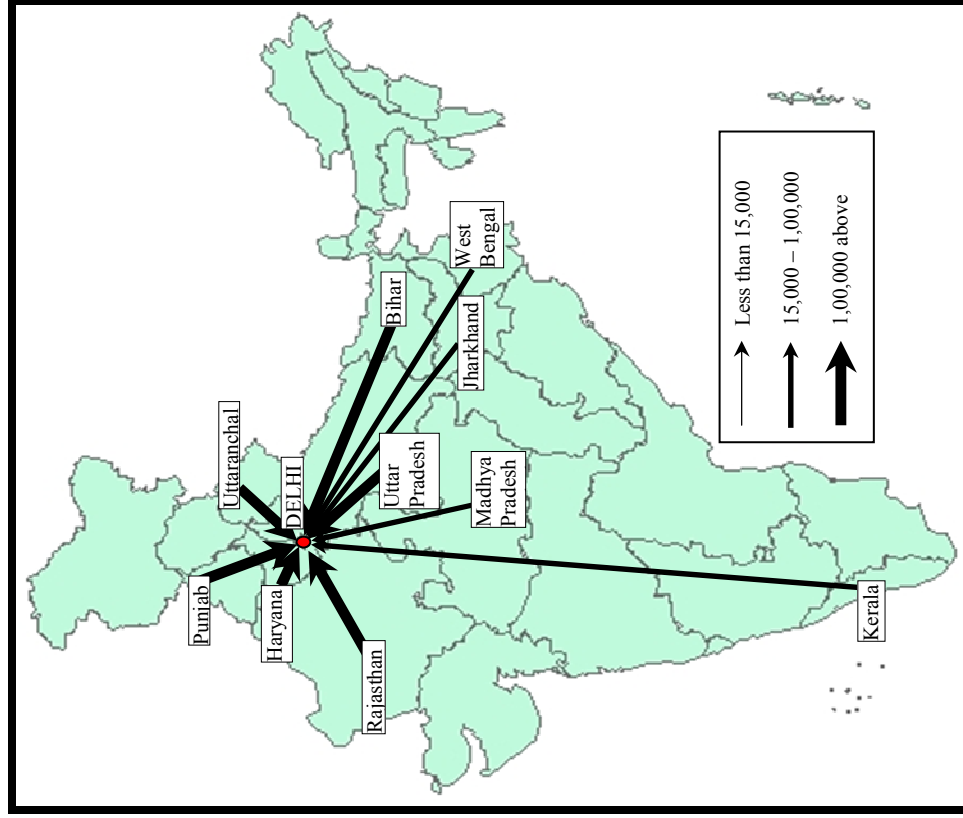
Migration is a social a phenomena which is influenced by both underdevelopment as well as development. Female migration in India is an area which needs further exploration and research to understand it better. Needless to say that the majority of the female migration in India is due to family reasons like marriage and family moved. But still a significant proportion of women are migrating to mega cities like Mumbai, Delhi, Kolkata, Chennai, Bangalore and Hyderabad for economic reasons like employment, business and education. With modernization, development and increasing autonomy of women, it is expected that the volume and rate of female migration would increase in future mostly for economic reasons. The study shows that most of the female migrants which are moving to cities are either illiterate or semi-literate. Hence, there is need for migration policies which focuses on the empowerment and development of women in terms of education and income. Female education is the key for empowerment of women in terms of making the decision to migrate as well as getting a better job at the destination.

REFERENCES:-

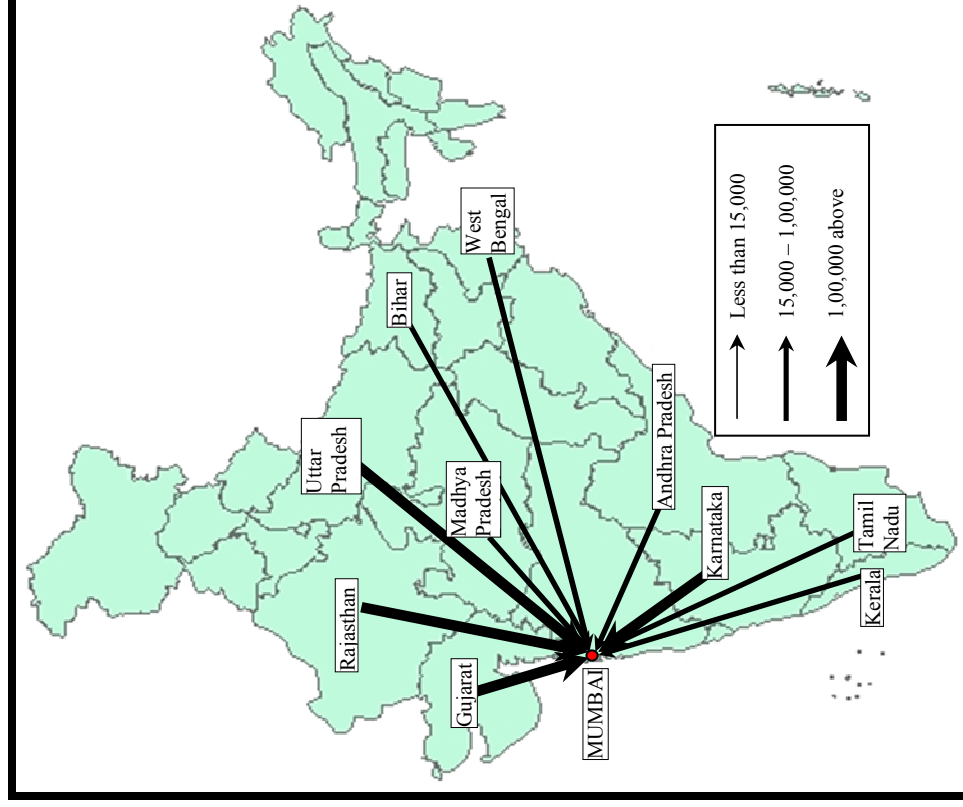
- Anand, N.
(2003) “*Working Women: Issues and Problem*”, Yojana, Vol. 47, No.3: 11-14.
- Barbara Whitemann
2003 “*Passive Asian Female: Myth and Migration*” University of Leicester Press Release No 115
May p-4.
- Baserup, Ester
(1970) “*Women’s Role in Economic Development New York*” : St. Martin Press, pp. 186-187
- Census of India
(1991) India, C-Series, Socio- Economic tables, etc, Registrar General and Census Commissioner's Office, New Delhi, Various Volumes.
- Census of India
(1991) India, D-Series, Migration tables, etc, Registrar General and Census Commissioner's Office, New Delhi, Various Volumes.
- Census of India
(2001) India, C-Series, Socio- Economic tables, etc, Registrar General and Census Commissioner's Office, New Delhi, Various Volumes.
- Census of India
(2001) India, D-Series, Migration tables, etc, Registrar General and Census Commissioner's Office, New Delhi, Various Volumes.
- Clausin, A.
(2002) “*Female Labour Migration to Bangkok*”: Transforming rural- urban Interaction and Social Networks through Globalisation, Asia Pacific Population Journal, Vol.17, No.3.
- Deshingkar, Priya and Grimm, Sven
2004 “*Voluntary Internal Migration an Undate*”, Overseas Development Institute, London.
- Gupta, Kamla
1993 “*Women Migrants and their Economic Roles in Indian Metropolises*”, Paper Prepared for the CICRED meeting on Economic Roles of Migrant Women, Geneva, June 16-18, IIPS, Mumbai.
- IMO
(2004) “*Survey on the Impact of Family Remittances on Guatemalan Homes*”, Working Notebooks on Migration 19, IOM Guatemala, Guatemala City.
- Karlekar, Malavika
(1979) “*Balmiki women in India*” paper prepared for ICSSAR, New Delhi.
- Lall, Somik V., Harris Selod and Znarak Shalizi
2006 “*Rural-Urban Migration in Developing Countries: A Survey of Theoretical Predictions and Empirical Findings*” Development Research Group. The World Bank.
- Mamsen J. Henshall (ed)
1991 “*Gender, Migration and Domestic Service*”, Routledge, Londn.

- Memon, R
2005 “Pakistan: Internal Migration and Poverty Reducation”, in Migration, Development and Poverty reduction in Asia, proceedings of the Regional Conference on Migration and Development in Asia, Lanzhou, China, sponsored by the UK Department for International Development, IOM, Geneva.
- Mukherji, Shekhar
2001 "Low Quality Migration in India : The Phenomena of Distressed Migration and Acute Urban Decay" Published on ' Poverty-Induced Migration and Urban Involution in Escap Region: Required Planning Strategies, Research Reoprt No. 26-2000, IIPS, Mumbai .
- Neetha N
(2004) “Making of Female Breadwinners: Migration and Social Networking of Women domestics in Delhi”. Economic and Political Weekly, Vol 39(17): pp 1681-1688.
- NIUA
1992 “Single Women migrate workers in an Asian Metropolis: A Case Study of Delhi” Sponsored by UNESCO, Bangkok.
- Orlansky, D and Dubrousky’s
(1978) “The effect of rural- urban migration on women role and status in Latin America”, UNESCO, pp.8-15.
- Philip, T
(2002) “Impact of Women’s Employment on Family and Marriage” a Survey of Literature, Social Change, Vol.32, Nos.1&2.
- Premi
(1980) “Aspects of female Migration in India” Economic and political weekly, 15 (15), 714-720.
- Ravenstein, G.G.
(1985) “The laws of Migration. Journal of the Royal Statistical society” (London), Vol. 48, No. 2 (June): 162-277.
- Reddy, C, R.
(1986) *Changing Status of Educated Working Women – A Case Study*, B.R. Publishing Corporation, Delhi.
- Sassen, S.
2003 “Globalization and its Discountent. Essays on the New Mobility of People and Money”, The New York Press, New York.
- Shanthi, K.
(2006) “Female Labour Migration in India: Insights from NSSO Data”.
- Singhal, S.
(1995) “Development of Education, Occupation and Employment of Women in India”, Mittal Publications, Delhi.
- Thadani Veena & Todaro Michael
(1984) “Female Migration: A Conceptual Framework” in Fawcett et al.
- United Nation
(1991) “Internal Migration of Women in Developing Countries”.

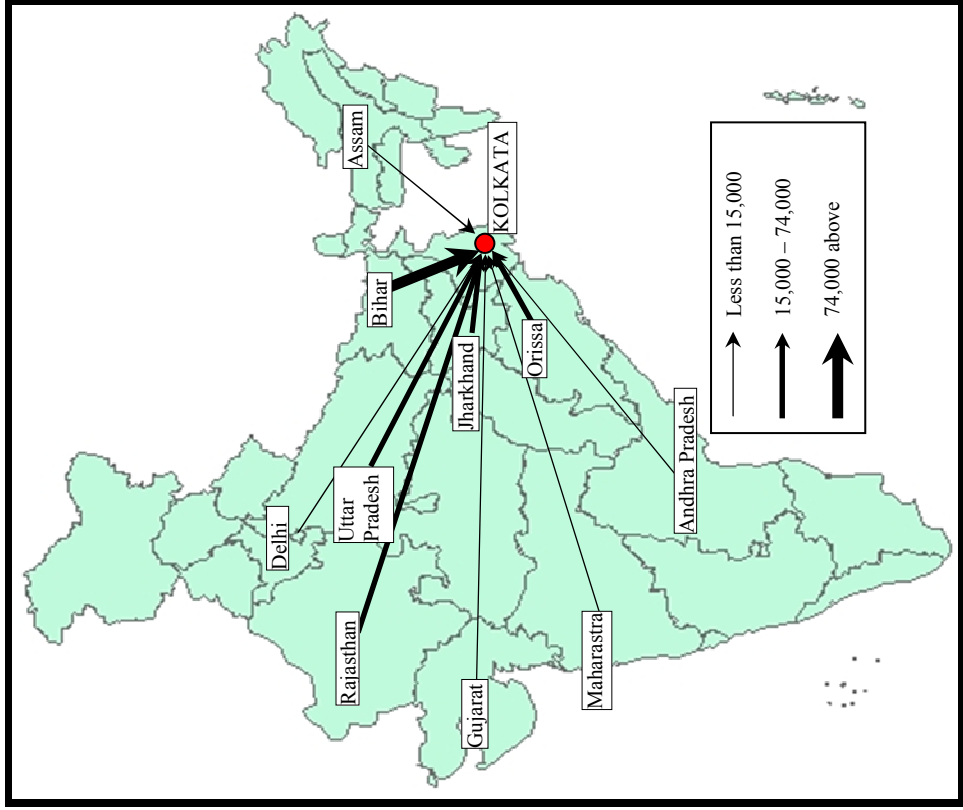
Map 1
Female Migration to Delhi from other states, 2001



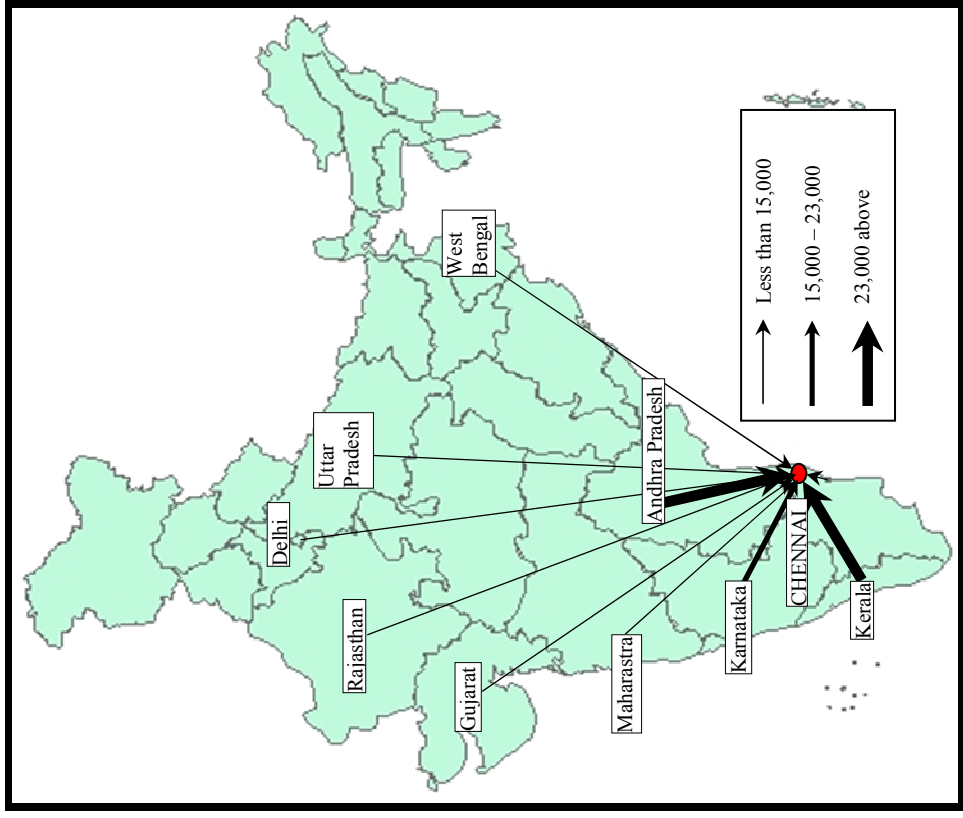
Map 2
Female Migration to Mumbai from other states, 2001



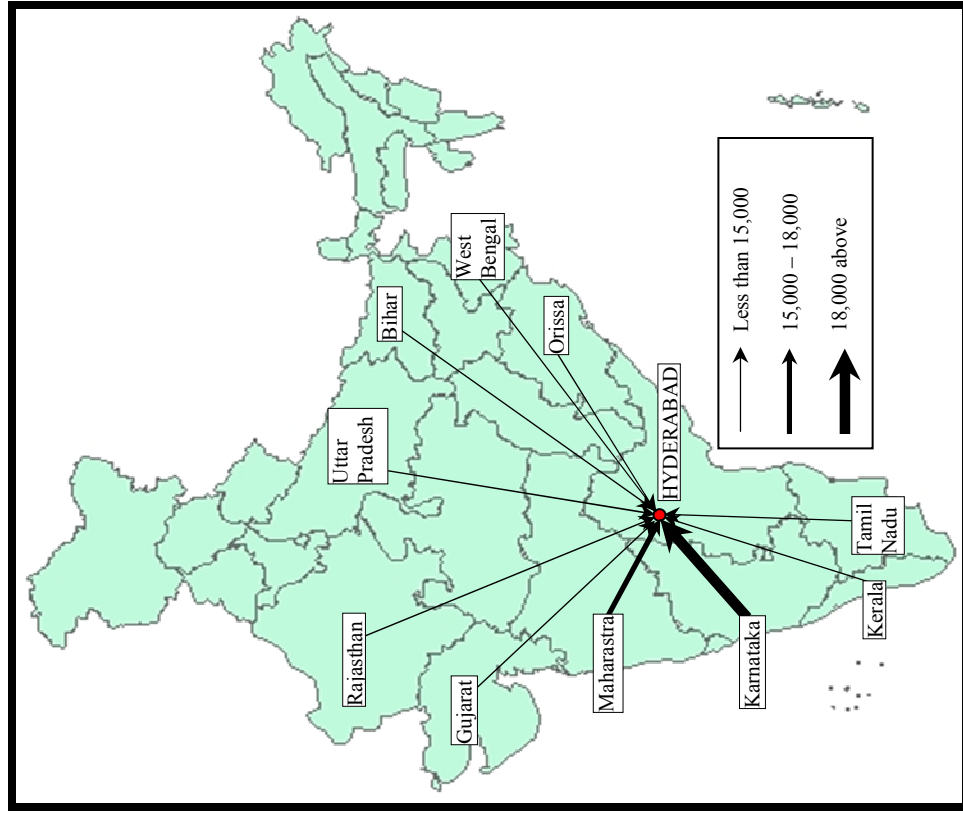
Map 3
Female Migration to Kolkata from other states, 2001



Map 4
Female Migration to Chennai from other states, 2001



Map 5
Female Migration to Hyderabad from other states, 2001



Map 6
Female Migration to Bangalore from other states, 2001

